




TWIN VALLEY JOINT SCHOOL DISTRICT

ANNUAL REPORT 2017

TWIN VALLEY ELEMENTARY SCHOOL
TWIN VALLEY MIDDLE-HIGH SCHOOL



Informational Meetings:
Tuesday February 28, 2017 at 7pm at TVES
Thursday March 2, 2017 at 7pm at TVMHS

VOTING
MARCH 7, 2017
at Town Meeting

Whitingham Residents vote at the
Twin Valley Middle-High School

Wilmington Residents vote at the
Twin Valley Elementary School

TABLE OF CONTENTS

Board – Administration	Page 2
Dedication	Page 3
Superintendent's Foreword	Page 4
Principal of the Year	Page 5
Principal's Reports	Page 6-7
District Warnings	Page 8-9
District Budget Summaries	Page 10-12
Summary of Budget Highlights	Page 13
Revenues and Assessments	Page 14-15
Three Prior Years Comparison-Whitingham	Page 16
Tax Factors and Revenue- Whitingham	Page 17
Three Prior Years Comparison-Wilmington	Page 18
Tax Factors and Revenue-Wilmington	Page 19
Enrollment and FTE Comparison	Page 20
Staffing	Pages 21-23
Financial Summary of WSSU General Fund	Page 24
Financial Summary of WSSU Special Revenue Fund	Page 25
Whitingham Town Meeting Minutes 2016	Page 26-28
Wilmington Town Meeting Minutes 2016	Page 29-31
Auditor's Certifications	Page 32-34



TVMS Scholar Leader



TVES Shining Stars

TWIN VALLEY SCHOOL BOARD MEMBERS:

Seth Boyd, Chair
Kathy Larsen, Vice Chair
John Doty
Janna Ewart
Sharon Berry
Therese Lounsbury

WHITINGHAM SCHOOL BOARD MEMBERS:

John Doty, Chair
Seth Boyd, Vice Chair
Aimee Reed
Sharon Berry
Clare Watkin

WILMINGTON SCHOOL BOARD MEMBERS:

Adam Grinold, Chair
Kathy Larsen, Vice Chair
Janna Ewart
Therese Lounsbury
Doug Swanson

PRINCIPALS:

Rebecca Fillion, Twin Valley Elementary School
Thomas Fitzgerald, Twin Valley Middle-High School
Lee Ann Monroe, Assistant Principal Twin Valley Middle-High School

SUPERINTENDENT OF SCHOOLS:

Christopher Pratt

WSSU BUSINESS MANAGER:

Karen Atwood



TVES Nature Play



TVES Wilderness Wednesday

DEDICATION

KAREN CHASE

(1966-2016)

The Twin Valley School District is honored to dedicate this year's Annual Report to Karen Chase. Karen grew up in Wilmington and attended the very school she would go on to have a tremendous impact on as an educator. Karen joined the staff of the Deerfield Valley Elementary School in 1999 and was instrumental in the creation of the consolidated Twin Valley Elementary School in 2013 where she continued to work for the past 3 years. Karen was a classroom teacher, a special education teacher, and a literacy coach during her time at DVES and TVES, but above all else was a friend and an inspiration to the WSSU community.



"Her real passion and true calling in this world was education. She was so committed to learning for herself, for her students, for her colleagues, and even for friends and family.

At our school we believe "there is no significant learning, without a significant relationship" With Karen there was always significant learning. We all grew better as a result of our work with her, whether you were 5 or 55. Karen was brilliant. She was constantly reading, researching, listening, observing, and learning about best practices, but she never held it to herself, she planted seeds everywhere she went. Karen was so unassuming. She valued the strengths we all brought to the table, children and grownups alike; she combined our assets with hers and maximized that collaboration into awesomeness. She was so incredibly proud of the work young and old have done at Twin Valley Elementary School."

-Rebecca Fillion, TVES Principal

Windham Southwest Supervisory Union Superintendent Annual Letter 2016-2017

As Superintendent, I can honestly say without hesitation that as a Supervisory Union we have some of the strongest most dedicated faculty, staff, board members, parents and administrators that I have ever worked with in my 23 years of education. As a Supervisory Union we continue to move in the direction of transforming all of our schools into the 21st century learning environments. Academic success for each student is the main goal of every staff member and administrator in WWSU. We believe that every student achieves at the highest level and we are prepared to offer more time and support to each and every student in order to prepare them to be innovative learners.

As you may be aware the state of Vermont is in the midst of **major** school transformation called ACT 46. The Act 46 was enacted by the legislation in 2015 and the General Assembly is quoted as follows. “Act 46 intends to move the State toward sustainable models of education governance.” This ACT could jeopardize the current structure of Windham Southwest Supervisory Union. I am strongly encouraging the community to become involved in the Act 46 school governance changes that will take place in the months to come. School boards have been working tirelessly to come up with a solution that will best meet the needs of all of the students. I believe that the solution the boards will eventually ask you to vote on will, without a doubt, be the best option for the taxpayers and the students of Windham Southwest. Please take full advantage of working with your school boards so you may be part of the process and have a voice because the final decision will be placed on the voters on May 9, 2017.

As Superintendent, it is my hope that the Windham Southwest Supervisory continues to advance forward as an SU in providing a 21st century education that reflects the collaboration from students, educators, parents and the community, that shows we are committed to developing and creating learning opportunities taught through thinking skills and a rigorous, relevant, and comprehensive curriculum, that prepares students to be innovative, productive citizens in an interconnected world. This year, as you can see, has turned out to be the most difficult year for some of our districts and their budgets. Please understand your building Principals have worked diligently with me and School Boards to present you with a school budget that is a reflection of the level of equitable education and vision that we need to provide to our kids. When cuts are made we have always tried to stay away from areas that would have the greatest impact on student learning. This year it is difficult to do this, due to the continued drop in student enrollment and the Common Level of Appraisal (CLA). If we continue to cut programs it will impede and deteriorate the level of education that our students deserve. As a Supervisory Union, we have always appreciated the support that all communities have shown for learning and will continue to do so.

To conclude, Windham Southwest Supervisory Union is proud of all of the accomplishments and progress that has been made over the years and will continue to move forward as an SU to provide our students with a great education that the communities can be proud of, that is an education that provides students with the essential skills for success in today's world, such as critical thinking, problem solving, communication and collaboration. Please visit your school's websites or come visit the schools.

Thanks again for all of your support.

Sincerely,
Christopher A. Pratt
Superintendent of School

2016 Henry R. Giaguque
Vermont Elementary School Principal of the Year
REBECCA FILLION



(Photo: Brattleboro Reformer)

The entire Windham Southwest Supervisory Union is very proud of Rebecca and would like to extend our sincere congratulations on receiving this honor. Rebecca's commitment to holding ourselves professionally accountable for doing everything we can to reach every unique child inspires our educators here in the WSSU and teachers across Vermont.

-Christopher Pratt, Superintendent

The Vermont Principals' Association honored Rebecca at the VPA Leadership Academy awards banquet on August 3, 2016 at Killington's Grand Hotel.



"I am proud of the efforts of the staff and the whole community. We had two schools, with two curricula, and two cultures of learning. The teachers really worked with me. We are at the point where we are one school now. It's pretty monumental what we achieved in the last three years. Nothing here is purely me, all of it arises from relationships. I can facilitate a process, but I am just one person." - Rebecca Fillion

Principal's Annual Report
Twin Valley Middle High School

It is an honor to submit my third annual report as Principal of Twin Valley Middle High School. Ms. Lee Ann Monroe the Assistant Principal and I have greatly appreciated the continued support, encouragement and advice we have received from community members, students, and staff.

It is amazing how quickly time goes by and now, two and a half years into this journey, we feel we are on solid footing and we are making great strides towards making TVMHS the school that both communities envisioned when they began the consolidation process.

One of the biggest changes you will see in our school has been the shift to Proficiency Based Graduation Requirements. The state of Vermont has set a new vision for education. PBL or Proficiency Based Learning is now the standard for students beginning with this year's 9th graders, the class of 2020. Our students no longer accrue credits by sitting in a seat. They are judged by an agreed upon set of standards demonstrating through a variety of methods how those standards have been met. These standards can be met through class work, independent projects, and internships extending learning long past the regular school day. The TVMHS staff is at the forefront of this initiative. When discussing what we have accomplished with other high school principals their reaction has been, "You are much farther along than we are, we have barely started".

This year we have continued to work on the concept / theme of "Communivation". We feel it is important for our students to both be able to communicate and problem solve (innovate) for us to fulfill our stated mission and vision and to prepare our students for the next phase of their lives. To that end we are in our second year of implementation of the Collins Writing Program founded by Dr. John Collins, a nationally acclaimed leader in the field of improving student thinking and writing. Dr. Collins is working in our schools with our teachers and our students to raise the bar for our students in terms of their ability to communicate.

We continue to add to our program in spite of all the challenges facing public education in Vermont. We have added dual enrollment classes (classes that our students receive both high school and college credit for) in the core areas of science, mathematics and English. We have also added classes in our arts area as well as our industrial arts program for our students who are kinesthetic learners.

We still have much work to do to realize our goal of becoming the school that was envisioned at the beginning of the consolidation process. We have begun our self study (a two year process) that will lead to our NEASC reaccreditation. We are in year one of fully implementing Act 77, flexible pathways toward graduation a major piece of proficiency based grading and proficiency based graduation requirements (a four year process).

We are thankful for your support. We are even more thankful for the opportunity we are given to work with such great kids on a daily basis. Your students, some of whom overcome tremendous obstacles just to come to school, give us their best efforts day in and day out. We cannot ask for more.

Class of 2016 visits TVES before graduation day




For the TVMHS Staff,
Tom Fitzgerald, Principal

Principal's Annual Report
Twin Valley Elementary School

The Twin Valley Schools are:

"Growing Innovators Who Will Change The World."



"There is no significant learning without a significant relationship."

- Our school culture embraces relationships. We work really hard to develop a relationship with each individual. We believe in learning how to communicate honestly and take responsibility for our actions. We reward expected behavior, kindness, making amends, good manners, all the values that show each other we care.
- Students and staff at TVES are focused on innovation and more specifically focusing on gathering evidence of risk taking. We want students to be ready for an ever changing future. We support the learning of 21st Century skills such as; critical thinking, problem solving, teamwork, collaboration, fostering curiosity, imagination, innovation, to name a few.
- We believe in nurturing in each school member a passion for learning. Teachers are exploring their individual passions in education and collaborating with colleagues to further their professional growth. Teachers look for opportunities to grow passion in their students on a daily basis. Growing self-directed, lifelong learners is our goal.
- TVES embraces the Common Core and providing our students with highly qualified instruction. We are implementing The Palm Beach Units of Study to teach Common Core Literacy. We are continuing professional development and effective teaching of Common Core Mathematics working with Math consultant Loree Silvas. Teachers engage in a continuous loop of assessment using local, state and federal tools, and then use that data to meet individual student's learning needs through a multi-tiered system of supports.

Rebecca Fillion
Principal, Twin Valley Elementary School



TVES Fundraising Challenge Reward

**WARNING
WHITINGHAM TOWN SCHOOL DISTRICT
7 MARCH 2017**

The legal voters of the Whitingham Town School District are hereby notified and warned to meet at the Twin Valley Middle High School in said Town of Whitingham, Vermont on Tuesday, March 7, 2017 between 10:00 a.m. (at which time the polls open) and 7:00 p.m. (at which time the polls close) to act upon the following: Article I and Article II by Australian Ballot. **All other Articles to be taken up immediately following the town meeting which will begin at 10:00 a.m.**

Informational meetings will be conducted on Tuesday February 28, 2017 at 7:00 p.m. in conjunction with the Tri-Board regularly scheduled meeting at the Twin Valley Elementary in Wilmington and on Thursday March 2, 2017 at 7:00 p.m. at the Twin Valley Middle/High School in Whitingham.

ARTICLE I

To elect all Town School District officers required by law to be elected at the Annual Town School District Meeting. (Australian Ballot Polls open at 10:00 a.m. and close at 7:00 p.m.)

ARTICLE II

Shall the voters of the School District approve the School Board to expend \$9,445,523, which is the amount the School Board has determined to be necessary for the ensuing fiscal year? It is estimated that this proposed budget, if approved will result in education spending of \$20,462 per equalized pupil. This projected spending per equalized pupil is 14.5% higher than spending for the current year. (Australian Ballot Polls open at 10:00 a.m. and close at 7:00 p.m.)

ARTICLE III

To transact any other business that may legally come before the meeting.

Dated at Whitingham, Vermont this 31 day of January 2017.

John Doty

Sharon Berry

Seth Boyd

Aimee Reed

Whitingham School Directors

**WARNING
WILMINGTON TOWN SCHOOL DISTRICT
7 MARCH 2017**

The legal voters of the Wilmington Town School District are hereby notified and warned to meet at the Twin Valley Elementary School Gymnasium in said Town of Wilmington, Vermont on Tuesday, March 7, 2017 between 7:00 a.m. (at which time the polls open) and 7:00 p.m. (at which time the polls close) to act upon Article I, Article II by Australian Ballot.

Informational meetings will be conducted on Tuesday February 28, 2017 at 7:00 p.m. in conjunction with the Tri-Board regularly scheduled meeting at the Twin Valley Elementary in Wilmington and on Thursday March 2, 2017 at 7:00 p.m. at the Twin Valley Middle/High School in Whitingham.

ARTICLE I

To elect all Wilmington Town School District officers required by law and the Town. (Australian Ballot Polls open at 7:00 a.m. until 7:00 p.m.)

ARTICLE II

Shall the voters of the School District approve the School Board to expend \$9,445,523, which is the amount the School Board has determined to be necessary for the ensuing fiscal year? It is estimated that this proposed budget, if approved will result in education spending of \$19,078 per equalized pupil. This projected spending per equalized pupil is 11.6% higher than spending for the current year. (Australian Ballot Polls open at 7:00 a.m. and close at 7:00 p.m.)

ARTICLE III

To transact any other business that may legally come before the meeting.

Dated at Wilmington, Vermont this 31st day of January 2017.

Janna Ewart

Therese Lounsbury

Kathryn Larsen

Doug Swanson

Wilmington School Directors

Twin Valley School District

Budget Summary

	Twin Valley	Whitingham	Wilmington	Total
	Budget	Budget	Budget	Budget
<u>Budget Summary</u>	<u>FY-2018</u>	<u>FY-2018</u>	<u>FY-2018</u>	<u>FY-2018</u>
Bond Payment	511,980			511,980
Elementary	3,614,090	-	-	3,614,090
Middle/High School	5,000,751			5,000,751
Tax Anticipation Loan Interest		4,500	2,000	6,500
Tech Center State Payment		49,358	30,794	80,152
TOTAL BUDGET	9,126,821	53,858	32,794	9,213,473
Joint Assessment		3,581,022	4,540,058	
Joint Assessment SpEd		163,228	34,786	
TOTAL	9,126,821	3,798,109	4,607,637	9,213,473
SCHOOLWIDE BUDGET	232,050			232,050
TOTAL BUDGET ARTICLE				9,445,523
REVENUES			-	1,039,777
TOTAL LESS REVENUES				8,405,746
SpEd Assessment		Wilmington	-	34,786
		Whitingham	-	163,228
Tax Anticipation		Wilmington	-	2,000
		Whitingham	-	4,500
Tech Center		Wilmington	-	30,794
		Whitingham	-	49,358
TV ASSESSMENT				8,121,080
		Wilmington	55.90%	\$ 4,540,058
		Whitingham	44.10%	\$ 3,581,022



Wildcat Community Service Group Senior Prom



**Twin Valley School District
Twin Valley Elementary Budget Summary**

	<u>TVES Budget FY-2017</u>	<u>TVES Budget FY-2018</u>	<u>+ / - FY-2018</u>	
Elementary Instruction	1,568,397	1,620,252	51,855.00	
Technology	58,437	78,457	20,020.00	
Guidance	119,923	129,545	9,622.00	
Health Services	77,554	69,789	(7,765.00)	
Professional Services	150	150	0.00	
Inservice	6,200	16,200	10,000.00	
Library	89,045	89,010	(35.00)	
School Board Services	29,816	29,711	(105.00)	
Supervisory Union Assessment	185,965	190,224	4,259.00	
Principal's Office	223,977	227,806	3,829.00	
Building & Grounds Maintenance	267,341	271,741	4,400.00	
Elementary Transportation	127,585	71,644	(55,941.00)	
Interest on Loan	5,000	11,600	6,600.00	
Pre-School Tuition	46,380	79,568	33,188.00	
	2,805,770	2,885,697	79,927	
<u>Elementary Special Education</u>				
Elementary School Special Education	76,383	1,500	(74,883.00)	
WSSU Special Ed Assessment ES	298,155	159,672	(138,483.00)	
WSSU District Assessment ES	157,780	386,562	228,782.00	
Total Elementary School Special Ed	532,318	547,734	15,416	
<u>Elementary Remedial Education</u>				
Elementary School Remedial	104,596	135,659	31,063	
Total Elementary School Remedial	104,596	135,659	31,063	
<u>Elementary Food Service</u>				
Elementary School Food Service	15,000	45,000	30,000	
Total Elementary Food Service	15,000	45,000	30,000	
 Total Elementary	 3,457,684	 3,614,090	 156,406	 4.286%
 Elementary Bond	 151,439.00	 149,708.00	 -1,731	
Elementary Schoolwide	149,242	141,446	-7,796	
Total Elementary	3,758,365	3,905,244	146,879	3.91%

**Twin Valley School District
Twin Valley Middle High School Budget Summary**

	TVMS/HS FY-2017	TVMS/HS FY-2018	+/- 2018	
Core Instruction/Secondary Ed	166,030	212,574	46,544	
Art	110,553	111,100	547	
Business Ed	93,500	60,674	(32,826)	
English	275,666	277,429	1,763	
Foreign language	124,748	151,718	26,970	
Physical Education/ Health	171,447	172,899	1,452	
Driver Education	47,247	47,284	37	
Family & Consumer Science	62,228	54,766	(7,462)	
Industrial Arts	87,884	81,400	(6,484)	
Math	308,436	308,228	(208)	
Music	95,153	91,545	(3,608)	
Science	281,188	227,448	(53,740)	
Health Ed	18,735	16,822	(1,913)	
Social Studies	275,012	274,543	(469)	
Technology	164,025	198,701	34,676	
Tech Ctr	91,402	76,567	(14,835)	
Student Activities	38,311	36,756	(1,555)	
Athletics	106,284	107,808	1,524	
Guidance	156,891	183,433	26,542	
Health Services	95,620	95,144	(476)	
Professional Services	53,249	55,352	2,103	
Library	89,905	90,888	983	
Inservice	26,000	26,000	-	
School Board Services	46,789	46,979	190	
Supervisory Union Assessment	231,232	252,420	21,188	
Principal's Office	429,660	423,696	(5,964)	
Building & Grounds Maintenance	409,516	412,644	3,128	
Athletic Transportation	49,750	45,000	(4,750)	
Bus Transportation	165,648	95,892	(69,666)	
Vocational Transportation	10,500	10,500	-	
Interest on Loan	20,000	22,000	2,000	
	4,302,609	4,268,300	(34,309)	
<u>Special Education</u>				
Special Education	382,710	10,305	(372,405)	
WSSU Special Ed Assessment	370,731	211,878	(158,853)	
WSSU District Assessment MHS	441,042	491,918	50,876	
Total Middle School Special Ed	1,194,483	714,101	(480,382)	
<u>Middle School Remedial Education</u>				
Middle School Remedial	2,350	2,350	-	
Total Middle School Remedial	2,350	2,350	-	
<u>Food Service</u>				
School Food Service	26,000	16,000	(10,000)	
School Food Service	26,000	16,000	(10,000)	
 Total Middle/High School	 5,525,442	 5,000,751	 (524,691)	
 School Bond	 366,461	 362,272	 (4,189)	 -8.98%
Schoolwide	79,216	90,604	11,388	
 Total Middle/High School	 5,971,119	 5,453,627	 -8.67%	

Summary of Budget Highlights 2017-2018

- The Twin Valley budget amount for 2017-2018 is \$8,614,841 which is combination of Elementary \$3,614,090 and Middle / High School \$5,000,751, an additional \$86,652 for Tax Anticipation Loan interest and Tech Center Payment costs plus \$511,980 needed for repayment of the Bond for Construction all total \$9,213,473. The Federal School-wide budget for Twin Valley Elementary and Twin Valley Middle High School is \$232,050 which brings the total budget vote amount to \$9,445,523. Federal School-wide budget of \$232,050 is funded through federal monies.
- This budget number represents a 4.5% increase in the Elementary School overall costs over last year and a reduction of 9.5% at the Middle – High level with some costs estimated due to ongoing union negotiations affecting both Teacher's and Para Professional's salaries and benefits for FY'18.
- Health insurance premiums are budgeted at current contribution rates for next year, with more uncertainty than in prior years due to changes in Healthcare offerings from the Vermont Education Health Initiative (VEHI) affective Jan 1, 2018.
- Supervisory Union budget assessment, regular education and special education, has increased slightly for the Twin Valley Schools for FY'18. WSSU assessment decreased overall \$ 13,885 total for all districts from 2016-2017 partially due to full implementation of Act 156, which moves all special education and transportation costs and revenues to the Supervisory Union, therefore the districts are assessed the net costs only of these services.
- Building maintenance budgets (not including salaries and benefits) have increased at both schools, mainly in the areas of utilities. Maintenance costs for the vacated Twin Valley High School building are still being budgeted for another year in the Twin Valley District, while repurposing and changing of ownership of the building talks continue.
- Elementary, Middle and High School special education costs have moved to the Supervisory Union, and are realized in the Twin Valley Budget as the assessments. Costs associated with specific extras for special education students, are continued to be assessed back to the home town of the student.
- Transportation costs are also budgeted at the Supervisory Union, with the costs in the FY '18 budget being only the net costs of services after the revenues are received, by the SU. We will continue to replace older buses with newer ones as needed to eliminate costly repairs as the buses age, in order to keep an operational fleet at all times.

Twin Valley School District Revenues and Assessment

	Budget 2015-2016	Actual 2015-2016	Budget 2016-2017	Proposed Budget 2017-2018
Fund Balance	\$ 9,344	\$ 411,148.47	\$ 401,685	\$ 423,212
Transition Fund Balance		\$ -	\$ -	\$ -
Stars FB			\$ 954	\$ -
Interest	\$ 1,500	\$ 476.27	\$ 1,500	\$ 500
Private donations		\$ -		
Tuition (Elem & Second)	\$ 571,958	\$ 540,367.34	\$ 476,875	\$ 363,250
Misc Receipts		\$ 1,624.41		
Building Rental		\$ 32,460.00		
E-Rate Reimbursement		\$ 5,713.46		
State Transition Funds	\$ -	\$ -		
Special Education Excess Cost	\$ 21,500	\$ 30,503.56	\$ 16,000	\$ -
Services to VT LEA'S		\$ 5,000.00		
Misc State Reimbursement		\$ -		
Insurance Claim Reimbursement		\$ 8,756.00		
Misc Grant Receipts	\$ -	\$ 18,791.12	\$ -	\$ 20,765
Proceeds Fr Loan		\$ -		
Prior year Adjustment				
Total Revenues	\$ 604,302	\$ 1,054,840.63	\$ 897,014	\$ 807,727
Expenditures	\$ 9,477,069	\$ 9,102,710.28	\$ 9,501,026	\$ 9,126,821
Federal Schoolwide Budget	\$ 286,574	\$ 278,192.95	\$ 228,458	\$ 232,050
Total Expenditures	\$ 9,763,643	\$ 9,380,903.23	\$ 9,729,484	\$ 9,160,857
Special Ed Wilm				\$ 34,786
Special Ed Whit				\$ 163,225
				\$ 9,358,871
Federal Schoolwide Revenue	\$ 286,574	\$ 278,192.95	\$ 228,458	\$ 232,050
Total Revenue	\$ 890,876	\$ 1,333,033.58	\$ 1,125,472	\$ 1,039,777
Twin Valley Assessment	\$ 8,872,767	\$ 8,872,767.00	\$ 8,604,012	\$ 8,121,080
Special Ed				\$ 198,014
Whitingham Assessment	\$ 3,924,539	44.23% \$ 3,924,539.00	44.23% \$ 3,856,238	44.82% \$ 3,581,022
				\$ 163,228
Wilmington Assessment	\$ 4,948,228	55.77% \$ 4,948,228.00	55.77% \$ 4,747,774	55.18% \$ 4,540,058
				\$ 34,786
Fund Balance for FY 18		\$ 423,212.35		
Fund Balance applied to FY 17		\$ 401,685.00		

Windham Southwest Supervisory Union
Assessment
2017-2018

	ESTIMATED ASSESSMENT <u>2017-2018</u>	ACTUAL ASSESSMENT <u>2016-2017</u>	ASSESSMENT <u>DIFFERENCE</u>	% INCREASE/ <u>DECREASE</u>
HALIFAX REGULAR ED	52,047	44,607		
HALIFAX SPECIAL ED DISTRICT	77,905	56,257		
HALIFAX SPECIAL ED SU	<u>43,687</u>	<u>71,518</u>		
TOTAL HALIFAX	173,639	172,382	1,257	0.73%
READSBORO REGULAR ED	50,949	48,933		
READSBORO SPECIAL ED DISTRICT	42,237	34,915		
READSBORO SPECIAL ED	<u>42,766</u>	<u>78,454</u>		
TOTAL READSBORO	135,952	162,302	(26,350)	-16.24%
SEARSBURG REGULAR ED	18,956	17,676		
SEARSBURG SPECIAL ED DISTRICT	2,574			
SEARSBURG SPECIAL ED	<u>15,912</u>	<u>28,339</u>		
TOTAL SEARSBURG	37,442	46,015	(8,573)	-18.63%
STAMFORD REGULAR ED	67,280	60,771		
STAMFORD SPECIAL ED DISTRICT	121,138	74,674		
STAMFORD SPECIAL ED	<u>56,474</u>	<u>97,433</u>		
TOTAL STAMFORD	244,892	232,878	12,014	5.16%
TWIN VALLEY ELEMENTARY	190,224	185,965		
TWIN VALLEY ES SPECIAL ED DISTRICT	386,562	157,780		
TWIN VALLEY ELEMENTARY SPECIAL ED	<u>159,672</u>	<u>298,155</u>		
TOTAL TWIN VALLEY ELEMENTARY	736,458	641,900	94,558	14.73%
TWIN VALLEY MIDDLE/HIGH REGULAR ED	252,420	231,233		
TWIN VALLEY MHS SPECIAL ED DISTRICT	491,918	441,042		
TWIN VALLEY MIDDLE/HIGH SPECIAL ED	<u>211,878</u>	<u>370,732</u>		
TOTAL TWIN VALLEY MIDDLE	956,216	1,043,007	(86,791)	-8.32%
TOTAL	2,284,599	2,298,484	(13,885)	

District: Whitingham County: Windham		T242 Windham Southwest		10,076	1.00
				11,875	
Expenditures		FY2015	FY2016	FY2017	FY2018
1.	Budget (local budget including special programs, full technical center expenditures, and any Act 144 expenditures)	\$4,153,402	\$4,268,967	\$4,120,612	\$3,860,645
2.	plus Sum of separately warned articles passed at town meeting	-	-	-	-
3.	minus Act 144 Expenditures, to be excluded from Education Spending (Manchester & West Windsor only)	-	-	-	-
4.	Locally adopted or warned budget	\$4,153,402	\$4,268,967	\$4,120,612	\$3,860,645
5.	plus Obligation to a Regional Technical Center School District if any	-	-	-	-
6.	plus Prior year deficit repayment of deficit	-	-	-	-
7.	Total Budget	\$4,153,402	\$4,268,967	\$4,120,612	\$3,860,645
8.	S.U. assessment (included in local budget) - informational data	-	-	-	-
9.	Prior year deficit reduction (included in expenditure budget) - informational data	-	-	-	\$62,537
Revenues					
10.	Offsetting revenues (categorical grants, donations, tuitions, surplus, etc., including local Act 144 tax revenues)	\$887,860	\$737,321	\$677,161	\$128,300
11.	plus Capital debt aid for eligible projects pre-existing Act 60	-	-	-	-
12.	minus All Act 144 revenues, including local Act 144 tax revenues (Manchester & West Windsor only)	-	-	-	-
13.	Offsetting revenues	\$887,860	\$737,321	\$677,161	\$128,300
14.	Education Spending	\$3,265,542	\$3,531,646	\$3,443,451	\$3,732,345
15.	Equalized Pupils	200.97	199.21	192.73	182.40
16.	Education Spending per Equalized Pupil	\$16,248.90	\$17,728.26	\$17,866.71	\$20,462.42
17.	minus Less ALL net eligible construction costs (or P&I) per equalized pupil	\$1,200.21	\$1,161.62	\$1,182.84	\$1,218
18.	minus Less share of SpEd costs in excess of \$50,000 for an individual (per equpup)	\$139.21	\$56.07	\$59.02	\$53
19.	minus Less amount of deficit if deficit is SOLELY attributable to tuitions paid to public schools for grades the district does not operate for new students who moved to the district after the budget was passed (per equpup)	-	-	-	-
20.	minus Less SpEd costs if excess is solely attributable to new SpEd spending if district has 20 or fewer equalized pupils (per equpup)	-	-	-	-
21.	minus Estimated costs of new students after census period (per equpup)	-	-	-	-
22.	minus Total tuitions if tuitioning ALL K-12 unless electorate has approved tuitions greater than average announced tuition (per equpup)	-	-	-	-
23.	minus Less planning costs for merger of small schools (per equpup)	-	-	-	-
24.	minus Teacher retirement assessment for new members of Vermont State Teachers' Retirement System on or after July 1, 2015 (per equpup)	NA	-	-	-
25.	Excess spending threshold	Threshold = \$16,166	Threshold = \$17,103	Allowable growth	Threshold = \$17,386
26.	plus Excess Spending per Equalized Pupil over threshold (if any)	\$15,166.00	\$17,103.00	\$17,875.20	\$17,386.00
27.	Per pupil figure used for calculating District Equalized Tax Rate	\$15,249	\$17,726	\$17,867	\$22,267.67
28.	District spending adjustment (minimum of 100%)	175.002% based on \$9.285	187.422% based on \$9.285	184.174% based on yield \$6.791	220.997% based on yield \$10.076
Prorating the local tax rate					
29.	Anticipated district equalized homestead tax rate (to be prorated by line 30) [\$22,267.67 ÷ (\$10,076.00 / \$1,000)]	\$1,715.00 based on \$9.98	\$1,865.55 based on \$9.99	\$1,841.7 based on \$1.00	\$2,210.00 based on \$1.00
30.	Percent of Whitingham equalized pupils not in a union school district	100.00%	100.00%	100.00%	100.00%
31.	Portion of district eq homestead rate to be assessed by town (100.00% x \$2.21)	\$1,715.00	\$1,865.55	\$1,841.7	\$2,210.00
32.	Common Level of Appraisal (CLA)	110.18%	107.76%	104.82%	101.90%
33.	Portion of actual district homestead rate to be assessed by town (\$2,210.00 / 101.90%)	\$1,556.55 based on \$9.98	\$1,721.9 based on \$9.99	\$1,757.0 based on \$1.00	\$2,168.8 based on \$1.00
If the district belongs to a union school district, this is only a PARTIAL homestead tax rate. The tax rate shown represents the estimated portion of the final homestead tax rate due to spending for students who do not belong to a union school district. The same holds true for the income cap percentage.					
34.	Anticipated income cap percent (to be prorated by line 30) [(22,267.67 ÷ \$11,875) x 2.00%]	3.15% based on 1.80%	3.37% based on 1.80%	3.29% based on 2.00%	3.75% based on 2.00%
35.	Portion of district income cap percent applied by State (100.00% x 3.75%)	3.15% based on 1.80%	3.37% based on 1.80%	3.29% based on 2.00%	3.75% based on 2.00%
36.					
37.					

- Following current statute, the Tax Commissioner recommended a property yield of \$10,076 for every \$1.00 of homestead tax per \$100 of equalized property value. The Tax Commissioner also recommended an income yield of \$11,875 for a base income percent of 2.0% and a non-residential tax rate of \$1,550. New and up-valued out-parcels likely change the proposed property and the income yield and perhaps the non-residential rate.

- Final figures will be set by the Legislature during the legislative session and approved by the Governor

- The base income percentage cap is 2.0%

District: **Whitingham**
County: **Windham**

LEA: **T242**
S.U.: **Windham Southwest**

1.	Local budgeted expenditures including any separate articles		3,798,108	1.
2.	Act 144 expenditures (Manchester & West Windsor only)		-	2.
3.	Obligation to a regional technical center school district if any		-	3.
4.	Obligation to repay a deficit per 24 V.S.A. § 1523(b)		-	4.
5.	Obligation to repay difference between allowable and announced tuition		-	5.
6.	Total Expenditures net of Act 144 dollars	(lines 1 + 3 + 4 + 5) - line 2	3,798,108	6.
7.	Offsetting revenues (do NOT include revcode 3114, the on-behalf payment)		65,763	7.
8.	Act 144 dedicated revenues		-	8.
9.	Act 144 expenditures to raise locally	line 2 - line 8	-	9.
10.	Offsetting revenues less Act 144 revenues	line 7 - (lines 8 + 9)	65,763	10.
11.	Initial Education Spending	line 6 - line 10	3,732,345	11.
12.	Capital debt hold-harmless aid	line 16, "CDaid" page	-	12.
13.	Education Spending	line 11 - line 12	3,732,345	13.
14.	Equalized pupils		182.40	14.
15.	Education spending per equalized pupil	line 13 / line 14	20,462.42	15.
Excess Spending Calculation				
15.	Aggregated exclusions		231,868.49	15.
16.	Aggregated exclusions per equalized pupil		1,271.21	16.
17.	Per pupil figure to use for Excess Spending	line 15 / line 16	19,191.21	17.
18.	Per equalized pupil spending threshold for FY2018		17,386.00	18.
19.	Per pupil spending above the threshold	line 17 - line 18	1,805.21	19.
20.	Per pupil figure used for calculating District equalized tax rate	line 15 + line 19	22,267.63	20.
21.	Property Tax Yield per \$1.00 of tax rate		10,076.00	21.
22.	Equalized homestead tax rate to be prorated	22,267.63 / 10,076 (lines 20 & 21)	2.2100	22.
23.	Percent of Whitingham equalized pupils not in a union school district		100.00%	23.
24.	Portion of equalized homestead tax rate to be assessed by town	lines 22 x line 23	2.2100	24.
25.	Common level of appraisal		101.90%	25.
26.	Estimated actual homestead tax rate of district to be assessed	lines 24 / line 25	2.1688	26.
27.				27.
28.				28.
29.				29.
30.				30.
31.				31.
32.				32.
33.				33.
34.				34.
2.	Total equalized homestead rate for Whitingham	lines 24 + 29 + 33	2.2100	2.
3.	Total estimated actual homestead rate for Whitingham	lines 26 + 30 + 34	2.1688	3.
4.	Equalized non-residential tax rate		1.550	4.
5.	Estimated actual non-residential tax rate	lines 4 / line 25	1.5211	5.
6.	Education spending	line 13	3,732,345	6.
7.	Tech FTE's		5.92	7.
8.	Base education amount for tech FTE's, paid on behalf of district (This is not a local revenue. It reduces the education spending a district is owed.)	line 7 x 9,508 x 87%	49,385	8.
9.	Adjusted education spending due the district from Ed Fund	lines 6 - 8	3,682,960	9.
10.	Amount to raise locally for Act 144 (Manchester & West Windsor only)	line 9	-	10.
11.	Per pupil figure used for calculating District Household Income Percentage	line 20	22,267.63	11.
12.	Income Yield per 2.0% of household income		11.875	12.
13.	Whitingham household income percentage to be prorated	22,267.63 / 11.875 x 2.00% (lines 11 & 12)	3.75%	13.
14.	Prorated income cap percentage for Whitingham education property tax if eligible	100.00% x 3.75% (lines 23 & 13)	3.75%	14.
15.		"FY18EstUnion", line 18 (%)		15.
16.		(lines 28 & 15)	-	16.
17.		"FY18EstUnion", line 18 (%)		17.
18.			-	18.
19.	Estimated income cap percentage for Whitingham education property tax		3.75%	19.

District: Wilmington County: Windham		T245 Windham Southwest		Property tax homestead rate	Non-residential property tax rate
				10.076	1.00
				11.875	
Expenditures		FY2016	FY2016	FY2017	FY2018
1	Budget (local budget, including special programs, full technical center expenditures, and any Act 144 expenditures)	\$4,907,200	\$5,309,357	\$5,067,193	\$4,607,638
2	plus Sum of separately warned articles passed at town meeting	-	-	-	-
3	minus Act 144 Expenditures, to be excluded from Education Spending (Manchester & West Windsor only)	-	-	-	-
4	Locally adopted or warned budget	\$4,907,200	\$5,309,357	\$5,067,193	\$4,607,638
5	plus Obligation to a Regional Technical Center School District if any	-	-	-	-
6	plus Prior year deficit repayment of deficit	-	-	-	-
7	Total Budget	\$4,907,200	\$5,309,357	\$5,067,193	\$4,607,638
8	S.U. assessment (included in local budget) - informational data	-	-	-	-
9	Prior year deficit reduction (included in expenditure budget) - informational data	-	-	-	-
Revenues					
10	Offsetting revenues (categorical grants, donations, tuitions, surplus, etc., including local Act 144 tax revenues)	\$924,968	\$908,828	\$876,739	\$234,176
11	plus Capital debt aid for eligible projects pre-existing Act 50	-	-	-	-
12	minus All Act 144 revenues, including local Act 144 tax revenues (Manchester & West Windsor only)	-	-	-	-
13	Offsetting revenues	\$924,968	\$908,828	\$876,739	\$234,176
14	Education Spending	\$3,982,232	\$4,400,529	\$4,190,454	\$4,373,462
15	Equalized Pupils	255.02	254.01	245.17	229.24
16	Education Spending per Equalized Pupil	\$15,615.37	\$17,324.24	\$17,092.03	\$19,078.09
17	minus Less ALL net eligible construction costs (or P&I) per equalized pupil	\$1,152.89	\$1,148.65	\$1,146.98	\$1,220
18	minus Less share of SpEd costs in excess of \$50,000 for an individual (per equp)	\$4.28	\$5.29	\$0.75	\$2.2
19	minus Less amount of deficit if deficit is SOLELY attributable to tuitions paid to public schools for grades the district does not operate for new students who moved to the district after the budget was passed (per equp)	-	-	-	-
20	minus Less SpEd costs if excess is solely attributable to new SpEd spending if district has 20 or fewer equalized pupils (per equp)	-	-	-	-
21	minus Estimated costs of new students after census period (per equp)	-	-	-	-
22	minus Total tuitions if tuitioning ALL K-12 unless electorate has approved tuitions greater than average announced tuition (per equp)	-	-	-	-
23	minus Less planning costs for merger of small schools (per equp)	-	-	-	-
24	minus Teacher retirement assessment for new members of Vermont State Teachers' Retirement System on or after July 1, 2015 (per equp)	NA	-	-	-
25	Excess spending threshold	threshold = \$16,165	threshold = \$17,103	Allowable growth	threshold = \$17,386
26	plus Excess Spending per Equalized Pupil over threshold (if any)	\$16,165.00	\$17,103.00	\$17,490.79	\$17,386.00
27	Per pupil figure used for calculating District Equalized Tax Rate	\$15,615	\$17,324	\$17,092	\$19,519.62
28	District spending adjustment (minimum of 100%)	158.175% based on \$9.285	183.151% based on \$9.285	176.168% based on yield \$9.701	193.724% based on yield \$10.274
Prorating the local tax rate					
29	Anticipated district equalized homestead tax rate to be prorated by line 30 [\$19,519.62 - (\$10,076.00 / \$1,000)]	\$1,648.1 based on \$9.98	\$1,813.2 based on \$9.99	\$1,761.9 based on \$1.00	\$1,937.2 based on \$1.00
30	Percent of Wilmington equalized pupils not in a union school district	100.00%	100.00%	100.00%	100.00%
31	Portion of district eq homestead rate to be assessed by town (100.00% x \$1.94)	\$1,648.1	\$1,813.2	\$1,761.9	\$1,937.2
32	Common Level of Appraisal (CLA)	106.24%	103.18%	100.33%	98.70%
33	Portion of actual district homestead rate to be assessed by town (\$1,937.2 / 98.70%)	\$1,551.3 based on \$9.98	\$1,757.3 based on \$9.99	\$1,756.1 based on \$1.00	\$1,962.7 based on \$1.00
If the district belongs to a union school district, this is only a PARTIAL homestead tax rate. The tax rate shown represents the estimated portion of the final homestead tax rate due to spending for students who do not belong to a union school district. The same holds true for the income cap percentage.					
34	Anticipated income cap percent to be prorated by line 30 [((\$19,519.62 - \$11,875) x 2.00%)]	3.03% based on 1.80%	3.30% based on 1.80%	3.14% based on 2.00%	3.29% based on 2.00%
35	Portion of district income cap percent applied by State (100.00% x 3.29%)	3.03% based on 1.80%	3.30% based on 1.80%	3.14% based on 2.00%	3.29% based on 2.00%
36		-	-	-	-
37		-	-	-	-

- Following current statute, the Tax Commissioner recommended a property yield of \$10.076 for every \$1.00 of homestead tax per \$100 of equalized property value. The Tax Commissioner also recommended an income yield of \$11.875 for a base income percent of 2.0% and a non-residential tax rate of \$1.550. New and updated data will likely change the projected property and income yields and perhaps the non-residential rate.

- Final figures will be set by the Legislature during the legislative session and approved by the Governor.

- The base income percentage cap is 2.0%.

District: **Wilmington**
County: **Windham**

LEA: **T245**
S.U.: **Windham Southwest**

1	Local budgeted expenditures including any separate articles		4,607,638	1.
2	Act 144 expenditures (Manchester & West Windsor only)		-	2.
3	Obligation to a regional technical center school district if any		-	3.
4	Obligation to repay a deficit per 24 V.S.A. § 1523(b)		-	4.
5	Obligation to repay difference between allowable and announced tuition		-	5.
6	Total Expenditures net of Act 144 dollars	(lines 1 + 3 + 4 + 5) - line 2	4,607,638	6.
7	Offsetting revenues (do NOT include revcode 3114, the on-behalf payment)		234,176	7.
8	Act 144 dedicated revenues		-	8.
9	Act 144 expenditures to raise locally	line 2 - line 8	-	9.
10	Offsetting revenues less Act 144 revenues	line 7 - (lines 8 + 9)	234,176	10.
11	Initial Education Spending	line 6 - line 10	4,373,462	11.
12	Capital debt hold-harmless aid	line 16, "CDaid" page	-	12.
13	Education Spending	line 11 - line 12	4,373,462	13.
14	Equalized pupils		229.24	14.
15	Education spending per equalized pupil	line 13 / line 14	19,078.09	15.
Excess Spending Calculation				
15	Aggregated exclusions		286,679.00	15.
16	Aggregated exclusions per equalized pupil		1,250.56	16.
17	Per pupil figure to use for Excess Spending	line 15 / line 16	17,827.53	17.
18	Per equalized pupil spending threshold for FY2018		17,386.00	18.
19	Per pupil spending above the threshold	line 17 - line 18	441.53	19.
20	Per pupil figure used for calculating District equalized tax rate	line 15 + line 19	19,519.62	20.
21	Property Tax Yield per \$1.00 of tax rate		10,076.00	21.
22	Equalized homestead tax rate to be prorated	19,519.62 / 10,076 (lines 20 & 21)	1.9372	22.
23	Percent of Wilmington equalized pupils not in a union school district		100.00%	23.
24	Portion of equalized homestead tax rate to be assessed by town	lines 22 x line 23	1.9372	24.
25	Common level of appraisal		98.70%	25.
26	Estimated actual homestead tax rate of district to be assessed	lines 24 / line 25	1.9627	26.
27			-	27.
28			-	28.
29			-	29.
30			-	30.
31			-	31.
32			-	32.
33			-	33.
34			-	34.
2	Total equalized homestead rate for Wilmington	lines 24 + 29 + 33	1.9372	2.
3	Total estimated actual homestead rate for Wilmington	lines 26 + 30 + 34	1.9627	3.
4	Equalized non-residential tax rate		1.550	4.
5	Estimated actual non-residential tax rate	lines 4 / line 25	1.5704	5.
6	Education spending	line 13	4,373,462	6.
7	Tech FTE's		3.69	7.
8	Base education amount for tech FTE's, paid on behalf of district (This is not a local revenue. It reduces the education spending a district is owed.)	line 7 x 9,588 x 87%	30,782	8.
9	Adjusted education spending due the district from Ed Fund	lines 6 - 8	4,342,680	9.
10	Amount to raise locally for Act 144 (Manchester & West Windsor only)	line 9	-	10.
11	Per pupil figure used for calculating District Household Income Percentage	line 20	19,519.62	11.
12	Income Yield per 2.0% of household income		11.875	12.
13	Wilmington household income percentage to be prorated	19,519.62 / 11,875 x 2.00% (lines 11 & 12)	3.29%	13.
14	Prorated income cap percentage for Wilmington education property tax if eligible	100.00% x 3.29% (lines 23 & 13)	3.29%	14.
15		"FY18Est(Union)" line 15 (%)	-	15.
16		lines 28 & 15)	-	16.
17		"FY18Est(Union)" line 16 (%)	-	17.
18			-	18.
19	Estimated income cap percentage for Wilmington education property tax		3.29%	19.

ENROLLMENT

2016-2017			
Grade	Whitingham/Wilmington	Tuition	Total
Pre-K	26	2	28
K	24	1	25
1	22	1	23
2	30	0	30
3	31	2	33
4	28	1	29
5	33	0	33
6	27	0	27
7	27	0	27
8	28	3	31
9	32	6	38
10	19	4	23
11	34	9	43
12	29	7	36
Total:	390	36	426

TWIN VALLEY TEACHER FTE COMPARISON

	FY 16 Budget Teacher	FY 17 Budget Teacher	FY 18 Budget Teacher
Total Elementary School:	22.1	22.1	22.1
Total Middle School:			
Total High School:			
Total MS/HS	30.1	29.86	29.7
Total Special Ed:	0	0	0
Total Remedial:	1	1	1
Total Teachers:	53.2	52.96	52.8

TVES Wildcat Pride



TWIN VALLEY SCHOOL DISTRICT TEACHERS AND STAFF

STAFF	SCHOOL	POSITION	CONTRACTED SALARIES 2016-2017
Aekus, Elizabeth	TVES	Grade 5 Teacher (LTS)	38,079
Appel, Patricia	TVES	Lead Teacher	70,160
Bacon, Julie	TVES	Grade 3 Teacher	63,746
Barton, Connie	TVMHS	School Wide(40%)-MS	23,573
Bergeron, Cherie	TVES	Grade 5 Teacher	52,516
Bolognani, Anna	TVMHS	Librarian	68,557
Brower, Frank	TVMHS	Industrial Technology	58,932
Brown, Chris	TVMHS	Physical Education -MS	52,516
Chase, Karen	TVES	Lead Teacher	62,139
Cole, Laurie	TVES	Kindergarten Teacher	50,913
Conklin, Susan	TVMHS	Schoolwide (49%) -MS	31,356
D'Alessio, Yolanda	TVMHS	Mathematics-MS	70,160
Dan'Sy, Jobi	TVMHS	Foreign Language	50,913
Divis, Amy	TVES	Art (60%)	29,584
Drew, Stephen	TVMHS	Mathematics-HS	46,099
Ferencek, Richard	TVMHS	Science(66%)-HS	33,603
Fillion, Rebecca	TVES	Principal	98,838
Fitzgerald, Tom	TVMHS	Principal	98,940
Gamache, Tracey	TVMHS	Math/Science-MS	50,913
Geis, Dana	TVMHS	Business Education	54,120
Gould, Keli	TVMHS	Lang. Arts/Social Studies-MS	54,120
Grandy, Marilyn	TVES	Grade 4 Teacher	57,329
Grant, Sarah	TVMHS	Science -HS	50,913
Hammond, Jessica	TVMHS	Science-MS	62,139
Hayford, Leland	TVMHS	Physical Education-HS	66,952
Hess, Charles	TVMHS	Driver Education(50%)	24,654
Hiebert, Lon	TVES	Nurse	55,724
Hill Jordan	TVMHS	Foreign Language(50%)	19,760
Hoak, Paul	TVES	Guidance (90%)	63,144
Horton, Jessica	TVMHS	Mathematics-HS	46,099
Horton, Karen	TVS	Music	70,160
Immekus, Mary	TVMHS	Language Arts-MS	44,496
Jutras, Melissa	TVES	Grade 1 Teacher	55,724
Kinney, Maryann	TVMHS	Guidance	49,307
Kurucz, Christine	TVMHS	English-HS	70,160
Maddern, Susan	TVS	Music	55,724
Mandracchia, Carol	TVES	Pre-K Teacher	46,099
Manzke, Tricia	TVES	Librarian	54,120
Mehegan, Dan	TVMHS	English-HS	52,516
Millett, Carol	TVES	Grade 2 Teacher	70,160
Monroe, Lee Ann	TVMHS	Assistant Principal	77,365
Mundt, Samantha	TVMHS	Art- MS	49,307
Nicol, David	TVMHS	School Nurse	63,746
Paige, Marie	TVES	Grade 4-5 Teacher	70,160
Piffard, Denise	TVMHS	Guidance Director	57,768
Rigali, Meghan	TVMHS	Art -HS	54,120
Rogers, Susan	TVMHS	FCS	51,360
Salway, Scott	TVMHS	Social Studies-MS	52,516
Schacter, Lyndsay	TVES	Pre K Teacher	41,288

TWIN VALLEY SCHOOL DISTRICT TEACHERS AND STAFF

STAFF	SCHOOL	POSITION	CONTRACTED SALARIES 2016-2017
Schmid, Kerin	TVES	Guidance(70%)	32,269
Sopper, Susan	TVMHS	Social Studies-HS	62,139
Spring, Stephanie	TVES	Kindergarten Teacher	58,932
Sullivan, Melissa	TVES	Grade 1 Teacher	60,537
Swanson, Amy	TVES	Grade 2 Teacher	60,537
Taylor, Jeremy	TVMHS	Social Studies-HS	46,099
Trudeau, Angela	TVES	Lead Teacher	63,746
Urquhart, Laura	TVES	Grade 4 Teacher	41,288
Walling, Chris	TVES	Physical Education	50,913
Wolf, Robert	TVMHS	Science/Mathematics-HS	58,932


The percentage of Core academic classes **not** taught by highly qualified teachers for the 2015-2016 school year was 8.13% and there were no teachers with Emergency licenses.

WSSU SPEC ED STAFF	SCHOOL	POSITION	CONTRACTED SALARIES 2016-2017
Bitit, Samantha	TVES	Special Education	49,307
Colford, Angel	TVMHS	Special Education	70,160
Hamilton, Rebecca	TVMHS	Special Education	42,892
Kennedy, Brenda	TVES	Special Education	52,516
Lathe, Terri	TVMHS	Special Education	58,932
Palumbo, Francesca	TVMHS	Special Education	55,724
Roth, Anna	TVMHS	Special Education	52,516

SUPPORT STAFF	SCHOOL	POSITION	2016-2017 SALARIES
Arsenault, Stephanie	TVES	Secretary	46,334
Bardwell, Darcy	TVES	Paraeducator	22,181
Benz, Crystal	TVES	Paraeducator	17,430
Beyer-Felisko, Shirley	TVES	Paraeducator	16,752
Blake, Carrie	TVMHS	Paraeducator	20,824
Borys, Dawn	TVMHS	SAP Counselor	39,709
Boyd, Gordon	TVMHS	Custodian	27,227
Boyd, Heather	TVES	Paraeducator	20,824
Boyd, Kaitlynn	TVMHS	Custodian	26,312
Brown, Ayako	TVMHS	Cafeteria	13,002
Bullock, Kathleen	TVMHS	Cafeteria	15,964
Carroll, Curtis	TVMHS/ES	Computer Technician	59,592
Chamberlain, Linda	TVMHS	Paraeducator	19,466
Crowningshield, Sandy	TVMHS	School Secretary	46,779
Cunningham, Virginia	TVMHS	Paraeducator	20,824
Dovitski, Linda	TVES	Cafeteria	22,372
Fowler, Joanne	TVES	Paraeducator	16,412
Gilbeau, Lisa	TVMHS	Paraeducator	23,660
Guevin, Sarah	TVES	Cafeteria	12,847
Hayes, Mark	TVMHS	Custodian	35,214
Hinrichs, Laura	TVES	Paraeducator	17,430
Holland, Earle	TVMHS	Paraeducator	19,466

TWIN VALLEY SCHOOL DISTRICT TEACHERS AND STAFF

Inderieden, Elizabeth	TVES	Paraeducator	17,385
Kingsley, Lia	TVES	Paraeducator	20,145
Kingman, Suzette	TVMHS	Paraeducator	20,824
Krzeminski, Helen	TVMHS	Paraeducator	18,788
Lozito, Maryann	TVMHS	Accounts Manager	36,067
Marchionna, Jennifer	TVES	Cafeteria	12,847
Marshall, Elizabeth	TVMHS	Paraeducator	20,824
Moore, Julie	TVES	Paraeducator	20,824
Murdock, Sandra	TVES	Paraeducator	19,466
Paige, Alonzo	TV	Fd Service Director	38,713
Paraspolo, Alfred	TVES	Custodian	30,202
Rosso, Stefanie	TVMHS	School Based Clinician	30,548
Sherman, David	TVES	Custodian	36,566
Sprague, Jill	TVES	Paraeducator	18,109
Wheeler, Karen	TVMHS	Paraeducator	20,824



FINANCIAL SUMMARY OF WINDHAM SOUTHWEST SUPERVISORY UNION GENERAL FUND

	Actual <u>2015-2016</u>	Budget <u>2016-2017</u>	Proposed Budget <u>2017-2018</u>
Revenues:			
Interest	449.82	500	500
Misc Income	3085.00	0	0
Spec. Ed Teacher Assessments	759,292.57	764,673	0
Spec. Ed State Reim/Grants	0	0	1,414,333
<u>Assessments</u>	<u>1,427,811.00</u>	<u>1,533,816</u>	<u>2,284,598</u>
General Fund Revenues:	2,190,638.39	2,298,989	3,699,431
Fund Balance Alternative Program	(21,817.00)	(31,673)	18,983
Fund Balance WSSU	<u>142,644.00</u>	<u>59,463</u>	<u>49,551</u>
Total Gen Fund Revenues:	2,311,465.39	2,326,779	3,767,965
Expenditures:			
Superintendent's Office	273,898.40	287,569	296,957
Fiscal Services	274,764.39	283,023	295,631
Curriculum Specialist	71,841.33	78,556	89,339
<u>Special Education:</u>			
Special Education Teachers/Staff	759,285.55	764,673	1,284,389
Special Education Services-Districts	0	0	756,448
Special Education Transportation	0	0	132,820
Speech Services	232,981.22	252,295	254,671
Occupational Therapy Services	57,370.40	61,329	57,364
School Psychologist/Evaluations	52,935.13	55,759	57,872
Alternative Special Ed Program	372,544.79	382,753	360,058
EEE Program	42,946.98	54,286	67,530
Special Education Administration	<u>104,362.98</u>	<u>106,536</u>	<u>114,886</u>
Total Gen Fund Expenditures	2,242,931.17	2,326,779	3,767,965
Excess/(Deficiency)	68,534.22		

Revenue & Expense to record State of Vermont payments on behalf teacher retirement contributions are not included in the above figures.

The Windham Southwest Supervisory Union expects the financial budget for the (2017-2018) to be as budgeted.

Assessment Breakdown by District:

	<u>2015-2016</u>	<u>2016-2017</u>	<u>2017-2018</u>
Halifax	108,889	116,125	95,734
Readsboro	119,232	127,388	93,715
Searsburg	42,835	46,015	34,868
Stamford	156,766	158,204	123,754
Twin Valley	<u>1,000,089</u>	<u>1,086,083</u>	<u>814,194</u>
Total Assessment	1,427,811	1,533,814	1,162,265
Special Ed District Assessment			
Halifax	52,047	56,257	77,905
Readsboro	55,483	34,918	42,237
Searsburg	0	0	2,574
Stamford	149,765	74,675	121,138
Twin Valley	<u>616,275</u>	<u>598,822</u>	<u>878,480</u>
	873,570	764,672	1,122,334

FINANCIAL SUMMARY OF WINDHAM SOUTHWEST SUPERVISORY UNION

SPECIAL REVENUE FUNDS

	Actual <u>2015-2016</u>	Budget <u>2016-2017</u>
<u>State Funds</u>		
Act 230/BEST Grant Revenues:	0	0
State Hot Lunch Revenues:	10,204.46	0
<u>Other State Revenues:</u>	<u>500.00</u>	<u>0</u>
Total State Revenues:	10,704.46	0
Act 230/BEST Grant Expenditures	0	0
State Hot Lunch Transfers to Towns	10,204.46	0
<u>Other State Grant Expenditures</u>	<u>500.00</u>	<u>0</u>
Total State Expenditures	10,704.46	0
Excess/(Deficiency)	0	0

	Actual <u>2015-2016</u>	Budget <u>2016-2017</u>
<u>Federal Funds:</u>		
Special Programs Fund Revenues:	420,495.73	362,349
Hot Lunch Revenues:	228,369.19	0
Local & Private Funds:	<u>429,578.58</u>	<u>107,667</u>
Total Revenues:	1,078,443.50	502,366
Special Programs Fund Expenditures:	627,590.87	483,291
Hot Lunch Expenditures:	228,369.19	0
Special Programs Transfer to Schools:	<u>66,699.00</u>	<u>19,075</u>
Total Expenditures:	922,659.06	502,366
Excess/(Deficiency)	155,784.44	0
Title I Fund Revenues:	387,113.47	388,664
Title I Fund Expenditures:	51,203.06	23,011
Title I Transfer to Schools:	<u>335,910.41</u>	<u>365,653</u>
Excess/(Deficiency)	0	0
21st Century Fund Revenues:	208,383.00	208,383
Federal Funds (Part of Title I above)	10,999.99	11,000
Local & Private Funds:	<u>134,840.40</u>	<u>129,017</u>
Total Revenues:	354,223.39	348,400
21 st Century Fund Expenditures:	208,383.00	208,363
Federal Funds (Part of Title I above)	10,999.99	11,000
Local & Private Expenditures:	<u>134,662.91</u>	<u>129,017</u>
Total Expenditures:	354,045.90	348,400
Excess/(Deficiency)	177.49	0

Federal Revenues for 2015-16 include carryover from 2014-2015. Budgeted Federal Revenues for 2016-2017 include carryover from 2015-2016 and are restricted for use in those programs only.

**TOWN OF WHITINGHAM
ANNUAL SCHOOL DISTRICT MEETING
March 1, 2016**

The annual school district meeting was held on Tuesday, March 1, 2016, at 01:52 p.m. e.s.t. At the Twin Valley Middle/High School in the town of Whitingham, Vermont, agreeable to the warning.

Moderator Leon Corse appointed the Board of Civil Authority and School Board Directors as ballot clerks for the duration of the Annual School District Meeting. He asked for and received permission to dispense with the reading of the warning.

ARTICLE I.

To elect all Town School District officers required by law to be elected at the Annual Town School District Meeting. Australian Ballot Polls opened at 10:00 a.m. and closed at 7:00 p.m. with the following results:

MODERATOR, 1 year

Leon L. Corse	296	Leon Peters	2
Blank	31	Spoiled	0

SCHOOL DIRECTOR, 2 years

Aimee B. Reed	277	Amber Lemaire	1
Sherry Adams	1	Tanya Bernard	2
Peter Bernard	1	Blank	46
Spoiled	1		

SCHOOL DIRECTOR, 3 years

Dwight Williams	279	Tanya Bernard	2
Robin Kingsley	1	Lyman Tefft	1
Sherry Adams	1	Keith Bronson	1
Blank	42	Stanley Janovsky	1
Spoiled	1		

ARTICLE II.

Shall the voters adopt a budget of \$10,192,681, which is the amount the School Board has determined to be necessary for the ensuing fiscal year? It is estimated that this proposed budget, if approved will result in education spending of \$17,867 per equalized pupil. This projected spending per equalized pupil is .8% high than spending for the current year. (Australian Ballot Polls were open from 10:00 a.m. to 7:00 p.m. with the following results:

Yes:	171
No:	104
Blank:	54

ARTICLE III.

To transact any other business that may legally come before the meeting.

Steven Morse expressed his disappointment in the new auditorium. John Robohm echoed Mr.


Morse's point. He stated the sound system was not good and seems worse than ever. He urged focus on improving the PA system. John Doty stated the type of microphone being used should be held really close when speaking. He said there is another type of microphone but it picks up other sounds in the room. Johanna Robohm questioned if there was only two types of microphones.

A motion was made by Vanda Warner and seconded from the floor to adjourn. Motion carried by voice vote.


The Annual Town School District meeting adjourned at 1:57 p.m.

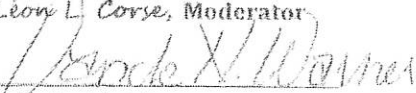
A TRUE RECORD -

ATTEST:


Almira L. Aekus, Town Clerk

ATTESTED AND APPROVED:


Leon L. Corse, Moderator


Vanda N. Warner, Chair
Board of Civil Authority

NUMBER OF VOTERS ON THE CHECKLIST - 867

NUMBER WHO VOTED - AUSTRALIAN BALLOT - 329

HIGHEST NUMBER VOTED FROM THE FLOOR - 100 (estimate)

ABSTRACTS OF MINUTES
TOWN OF WHITINGHAM
ANNUAL SCHOOL DISTRICT MEETING
MARCH 1, 2016

The annual school district meeting was held on Tuesday, March 1, 2016, at 01:37 p.m. e.s.t at the Twin Valley Middle/High School in the Town of Whitingham, Vermont, agreeable to the warning.

Moderator Leon Corse appointed the Board of Civil Authority and School Board Directors as ballot clerks for the duration of the Annual School District Meeting.

ARTICLE I.

To elect all Town School District officers required by law to be elected at the Annual Town School District Meeting. Australian Ballot Polls opened at 10:00 a.m. and closed at 7:00 p.m. with the following results:

Leon L. Corse, Moderator, 1 year

Aimee B. Reed, School Director, 2 years

Dwight E. Williams, School Director, 3 years

ARTICLE II.

Shall the voters adopt a budget of \$10,192,681, which is the amount the School Board has determined to be necessary for the ensuing fiscal year? It is estimated that this proposed budget, if approved will result in education spending of \$17,867 per equalized pupil. This projected spending per equalized pupil is .8% higher than spending for the current year. There were 329 ballots cast with the following results:

Yes:	171
No:	104
Blank:	54

ARTICLE III.

To transact any other business that may legally come before the meeting.

The Annual Town School District Meeting adjourned at 1:52 p.m.

Attest: *Amira L. Akus* Town Clerk

TOWN OF WILMINGTON
2016 ANNUAL TOWN SCHOOL DISTRICT MEETING
MINUTES
MARCH 1, 2016

At 10:00am the Moderator declared the meeting open and noted that the polls for voting and Article I for the Town and Town School District Meeting opened at 7:00am until 7:00pm. In attendance; School Board Members Phil Taylor, Dennis Richter, Janna Ewan, Adam Grinold, Kathy Larsen; Business Manager Karen Atwood; Superintendent Christopher Pratt; Town Clerk or Assistant Town Clerk; members of the Wilmington Board of Civil Authority; Election Officials; Poll Workers and about 100 voters, and some visitors.

Cub Scout Pack #461 posted the colors and led pledge of allegiance. The Moderator made a few announcements and went over the requirements for participating and voting at Town Meeting and asked those who are not registered voters to identify themselves. The Moderator asked if there was any objection to allow non-voting members of the school's administration to speak without having to suspend the rules each time. Hearing no objection the Moderator then read the following Town Meeting Warning:

ARTICLE I: To elect all Wilmington Town School District officers required by law and the Town. (Australian Ballot Polls open at 7:00am until 7:00pm.)

ARTICLE II Shall the voters of the School District approve the School Board to expend \$10,192,681, which is the amount the School Board has determined to be necessary for the ensuing fiscal year? It is estimated that this proposed budget, if approved will result in education spending of \$17,092 per equalized pupil. This projected spending per equalized pupil is 1.3% lower than spending for the current year. (Australian Ballot Polls open at 7:00am until 7pm.)

ARTICLE III To transact any other business that may legally come before the meeting.

ARTICLE II

DISCUSSION TOPICS (including but not limited to): Quick overview of budget; first two years never saw full effects of savings expected to come from consolidation due to start up costs and new construction; the proposed Twin Valley School District budget of \$10,192,681 represents a reduction in spending of approximately \$200,000 over the current budget, and nearly \$700,000 lower than the two towns' combined pre-consolidation budget; Approximately \$520,000 is bond payments; What happens to the money that comes back from the state for the construction; What's happening to the former High School in Wilmington; feeling is to have a community center exist with little or no impact on the tax payer; Have we been relieved of having to pay back any construction costs on the former High School if the building were turned over to another entity; Perhaps the school district would have to pay back about \$70K; School board worked with the legislature to try and change the pay back law — didn't happen last year — hope it will still happen in this session.

SPEAKERS: Phil Taylor; Meg Streeter; Karen Atwood; Barker Willard III; Merrill Mundell; Fred Skwirut

ARTICLE III:

DISCUSSION TOPICS (including but not limited to): Overview of Act 46; keep an eye on the website as the Board starts campaigning on this issue; Recognize Dennis Richter for his 10 years of service also recognized last week by the State Board; Request to think about PR for the school system — get the word out for good things happening — student and teacher achievements; Need to attract more people to our community

SPEAKERS: Superintendent Chris Pratt; Kathy Larsen; Dennis Richter; Meg Streeter; Phil Taylor; Adam Grinold

MODERATOR DECLARED THE MEETING RECESSED TO THE CLOSING OF THE POLLS

AT 7PM: 10:45am RECESSED

Representative Ann Manwaring addressed the body and took questions during the recess. MOTION TO ADJOURN made by Doug Wheeler, seconded by Bruce Cole.

VOICE VOTE — ayes had it unanimously — MOTION CARRIED — SO VOTED.

ADJOURNED 11:15am

TO THE BEST OF MY KNOWLEDGE, INFORMATION AND BELIEF, THESE MINUTES ARE A TRUE AND OFFICIAL RECORD OF ALL ACTION TAKEN AT THE ANNUAL TOWN SCHOOL DISTRICT MEETING HELD, MARCH 1, 2016.

Prepared on. March 4, 2016



ATTEST:

Town Clerk

DATE: 3/4/2016

Susan Joy Haughwout, Wilmington

TO THE BEST OF MY KNOWLEDGE, INFORMATION AND BELIEF, THESE MINUTES ARE A TRUE INDICATION OF THE BUSINESS OF THE ANNUAL TOWN SCHOOL DISTRICT MEETING HELD, MARCH 1, 2016.

ATTEST:

DATE: _____

ATTEST:

DATE: _____

ATTEST:

DATE: _____

TOWN OF WILMINGTON
2016 ANNUAL TOWN SCHOOL DISTRICT MEETING
ABSTRACT
MARCH 1, 2016

- ARTICLE I: Elected all Town School District officers required by law to be elected at the Annual Town School District Meeting.
- ARTICLE II: Voted to approve the School Board to expend \$10,192,681, which is the amount the School Board has determined to be necessary for the ensuing fiscal year. It is estimated that this proposed budget, if approved will result in education spending of \$17,092 per equalized pupil. This projected spending per equalized pupil is 1.3% lower than spending for the current year.
- ARTICLE III: Transacted other business that legally came before the meeting.

PREPARED MARCH 1, 2016

ATTEST: 

SUSAN JOY HAUGHWOUT
WILMINGTON TOWN CLERK

DATE: MARCH 2, 2016

Mudgett
Jennett &
Krogh-Wisner, P.C.
Certified Public Accountants #435

January 23, 2017

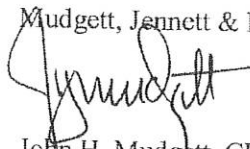
Board of Directors
Whitingham Town School District

AUDITOR'S CERTIFICATION

The financial statements of the Whitingham Town School District for the fiscal year ended June 30, 2016 are being audited by Mudgett, Jennett & Krogh-Wisner, P.C. of Montpelier and will be available, with our independent auditor's reports, at the Windham Southwest Supervisory Union office once the final statements are issued.

Sincerely,

Mudgett, Jennett & Krogh-Wisner, P.C.



John H. Mudgett, CPA
Principal

Mudgett
Jennett &
Krogh-Wisner, P.C.
Certified Public Accountants #435

January 23, 2017


Board of Directors
Wilmington Town School District

AUDITOR'S CERTIFICATION

The financial statements of the Wilmington Town School District for the fiscal year ended June 30, 2016 are being audited by Mudgett, Jennett & Krogh-Wisner, P.C. of Montpelier and will be available, with our independent auditor's reports, at the Windham Southwest Supervisory Union office once the final statements are issued.

Sincerely,

Mudgett, Jennett & Krogh-Wisner, P.C.



John H. Mudgett, CPA
Principal

Mudgett
Jennett &
Krogh-Wisner, P.C.
Certified Public Accountants #435

January 23, 2017


Board of Directors
Twin Valley School

AUDITOR'S CERTIFICATION

The financial statements of the Twin Valley School for the fiscal year ended June 30, 2016 are being audited by Mudgett, Jennett & Krogh-Wisner, P.C. of Montpelier and will be available, with our independent auditor's reports, at the Windham Southwest Supervisory Union office once the final statements are issued.

Sincerely,

Mudgett, Jennett & Krogh-Wisner, P.C.




John H. Mudgett, CPA
Principal



Twin Valley Middle and High School students have been competing in Jr Iron Chef for the past 9
 nine years.

Of those 9 years TV has taken home 13 various awards in the competition. Jr Iron Chef is made possible by the coaches, students, parents, local chefs, the Wings Community Program and JR Iron Chef Leader Lonny Paige.



JR. IRON CHEF

CROWD PLEASER



<https://sites.google.com/a/wes-tvms.org/twin-valley-jr-iron-chef/about-us>

<https://www.facebook.com/Twin-Valley-Jr-Iron-Chef>

or search "Twin Valley Jr Iron Chef" online to see and learn more about our TV Jr Iron Chefs



NOTES